

# *Krugg*

Reflections USA


## User Guide





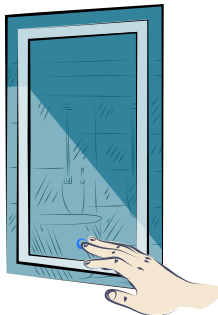
## ON/OFF TOUCH SENSOR

The Touch Sensor is conveniently located on the mirror and will illuminate when the mirror is connected to power.



## TO TURN ON THE LIGHT

Press the Touch Sensor once. The mirror light will turn on and the Touch Sensor will turn blue.



## TO DIM THE LIGHT

When the light is on, press and hold the Touch Sensor until the mirror light reaches your preferred brightness, then release.



## TO TURN OFF THE LIGHT

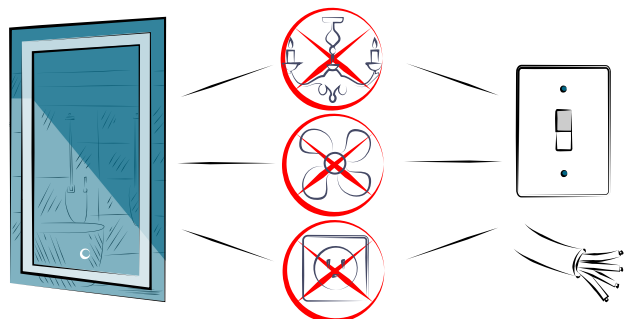
Press the Touch Sensor again. The mirror light will turn off and the Touch Sensor will turn white.



## DIMMER MEMORY FEATURE

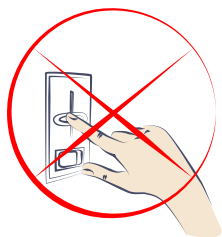
When you turn the mirror light on, the dimmer will be set to the last brightness level selected before the mirror was turned off.

## USING OUTSIDE WALL SWITCH



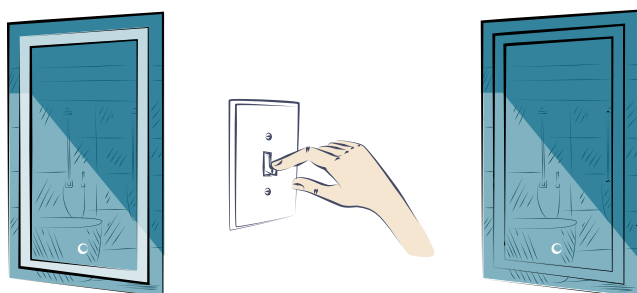
### DEDICATED WALL SWITCH

Please do not use any other fixtures on the line used for the mirror.



### OUTSIDE DIMMER


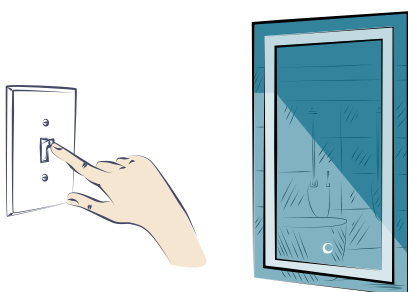
You cannot use an outside dimmer with the mirror.



### MEMORY FEATURES

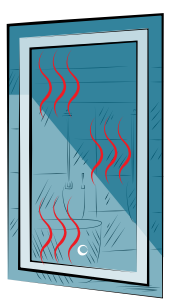
The mirror light remembers the last setting selected:

- If it is on when you turn off the wall switch, it will turn on when you turn the wall switch back on and the dimmer will be set to the last brightness level.
- If it is off when you turn off the wall switch, it will not turn on when you turn the wall switch back on. Simply use the Touch Sensor to turn it on again.



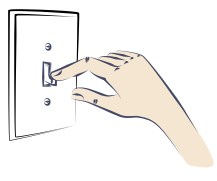
### NOTE

When you turn on the wall switch, it will take approximately one second for the mirror to light up due to a slight memory delay.




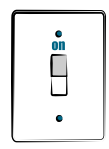
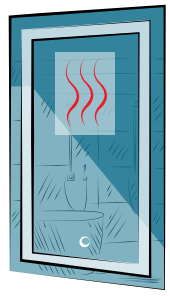
### DEFOGGER FEATURE

The defogger slightly warms the mirror to prevent it from fogging up.

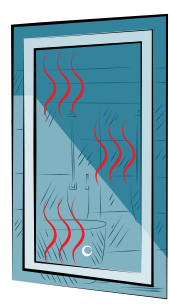
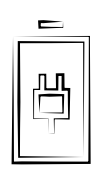


### WALL SWITCH CONTROL

If the mirror is connected to a wall switch, you can use the wall switch to turn the defogger on and off.



To use the defogger without the mirror light, simply use the Touch Sensor to turn the light off.



### DEFOGGER FUNCTION

When the mirror is not connected to a wall switch, the defogger is designed for continuous use (with negligible energy consumption).





**Krugg**

Tel: **347.794.9654**

Fax: **800.672.1914**

[Info@KruggUSA.com](mailto:Info@KruggUSA.com)

[www.KruggUSA.com](http://www.KruggUSA.com)